



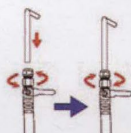
MANUAL – VARENR. 86352

ProfTool

TRANSMISSION FILLING SYSTEM W/13pc ADAPTER



*Select Correct Adapter

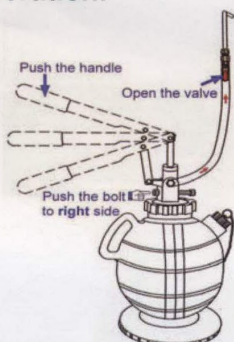


- Capacity: 7.5L
- Outlet: 80cc/ cycle
- Viscosity Range: up to SAE140

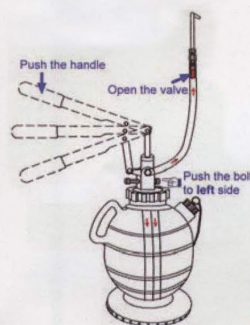
Attachment Specification

Parts No	picture	application
ATF-101		FORD 1/8 – 27 (NPT)
ATF-102		Universal BMW, Honda, Nisan, etc
ATF-103		VW/Audi. Skoda.
ATF-104		VW/Audi, Porsche
ATF-105		VW/Audi, Mini cooper M10 x 1.0,
ATF-106		VW/Audi DSG M24 x 1.5,
ATF-107		VW/Audi CVT M22 x 1.5,
ATF-108		Mercedes M12 x 1.5,
ATF-109		VW. Skoda M18 x 1.5
ATF-110		Audi/VW, Skoda M30 x1.5
ATF-111		Universal Flexible 300mm, Honda. Hyundai.Kia. etc
ATF-112		Volvo 5/16 – 24 (UNF)
ATF-113		Toyota, Lexus M18 x 1.5

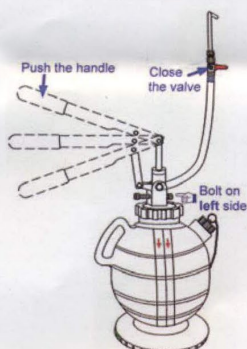
Operation:



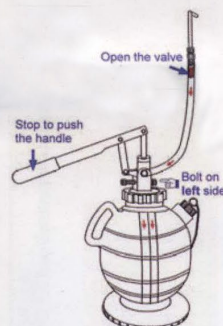
Step 1:
➤ Open the valve and push the oil way control bolt to **right** side, and then push the handle to transmit oil.



Step 2:
When handle is hard to push and ATF of vehicle is almost full.
➤ Push the oil way control bolt to **left** side and make smoothly transmission oil.



Step 3:
When transmission oil almost finished. Close the valve



Step 4:
When finished transmission oil, stop to push the handle.
➤ Take out the attachment from ATF and put the hose higher than tank. And then open the valve, let residue oil in the house reflux into the tank.

- Note:**
1. Do not used with volatility product (e.g. petro, diesel oil ...etc).
 2. Keep away from fire.
 3. Please prevent polluting the ATF oil and keep work environment clean.